

Goodwill Wealth Management Pvt Ltd

e-KYC
Version 1.0

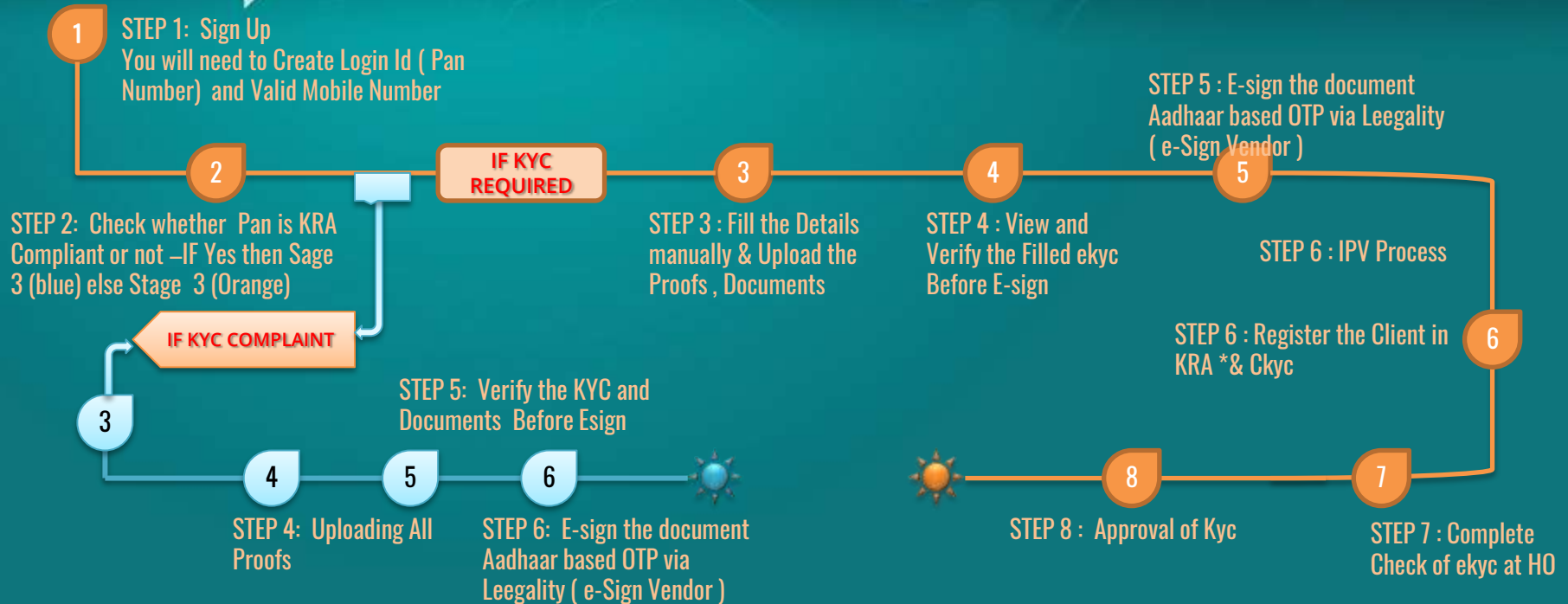


GOODWILL

EQUITY | CURRENCY | COMMODITY

e-KYC

BLUEPRINT



Ekyc - Requirements

- **PREREQUISITE AADAR NUMBER AND MOBILE PHONE WHOSE NUMBER IS LINKED TO AADHAR FOR OTP BASED VARIFICATION.**

Kindly keep ready following scanned documents before start:

1. PAN card (.pdf or .jpg format)
2. Aadhar card (.pdf or .jpg format)
3. Cancelled cheque pre-printed name otherwise passbook copy with bank details (.pdf or .jpg format)
4. Signature (.bmp format with file size less then 50 kb)
5. Six month Bank statement/passbook (.pdf or .jpg format) – In case of Commodity and or F & O segment registration required.
6. If Correspondence address is different than permanent address, then keep scan copy of proof. of correspondence address ready



Client Login Registration Page

OPEN ACCOUNT

Full Name *

Mobile *

Email Id *

Next

To Register Enter the Name , Mobile Number and Email

Click Next

Screen to Set Password to Resume



OPEN ACCOUNT

Set Password *

Password

Confirm Password *

Confirm Password

Next

Set & Confirm Password

Click Next

Entering Ekyc Registration Page



OPEN ACCOUNT

PAN NO *

AUOPR1680B

DOB as per PAN (dd-mm-yyyy) *

02-03-1985

Next

Enter Pancard and Dob – Which Validates with KRA

Click Next

Selecting Exchange to Trade

OPEN ACCOUNT

Equity

NSE
 Cash F & O

DP - CDSL

BSE
 Cash F & O CD

MSE
 CD

Commodity
 MCX ICEX

Next

Tick Mark the Exchange and Segment wish to Trade

Click Next

Auto Fetch Data From KRA – If Available



OPEN ACCOUNT

Preferred Client Code *

Preferred Client Code



Choose File No file chosen

Full Name As Per KRA *

V RAMANATHAN

Primary Email *

RAMANATHANCSC2007@GMAIL.COM

Secondary Email *

Secondary Email

Primary Mobile *

24234234

Secondary Mobile *

Secondary Mobile

DOB *

02-03-1985

Gender *

M

Marital Status *

Select

Address & Bank Account Details



GOODWILL
RIGTHY | CURRENCY | COMMUNITY

OPEN ACCOUNT

Preferred Client Code *

Preferred Client Code



Choose File

No file chosen

Full Name As Per KRA *

V RAMANATHAN

Primary Email *

RAMANATHANCSC2007@GMAIL.COM

Secondary Email *

Secondary Email

Primary Mobile *

24234234

Secondary Mobile *

Secondary Mobile

DOB *

02-03-1985

Gender *

M

Marital Status *

Select

Address & Bank Account Details



Annual Income * Occupation * Trading Experience * Politically Exposed *

Select Annual Income ▼ Select Occupation ▼ Select Trading Experience ▼ Select ▼

Next

Click Next

Other and Income Details

Uploading the Proof



OPEN ACCOUNT



Bank Proof

Choose File No file chosen

Current Signature

Choose File No file chosen

PAN Copy

Choose File No file chosen

Upload Photo

Choose Relevant Documents to Upload

Click to Upload Documents

e-Signing Process



OPEN ACCOUNT

Message:

Start Signing



Click to Start the e-Signing Process

Start of e-Signing Process through aadhar OTP via
Leegality (e-Sign Vendor)

Data Validation for e-Sign Process

The screenshot shows a web browser window with the URL `https://app.leegality.com/login?hash=ab998bfc-b801-4e7f-b2f5-0461e76f8164&source=api`. The page title is "Leegality". A message states: "One Time Login Password generated at 12:02:49 IST has been sent to your Email ID." Below this, there are three input fields: an email field containing "craftmanovrai@gmail.com", a password field with masked characters "*****", and a "See" field with a person icon. Below the fields is a checkbox area with the text "By proceeding, I agree to this Website's Terms Of Service and Privacy Policy". There are two main buttons: "Proceed to Signing Page" and "Resend OTP (15 seconds)". A "Back to Dashboard" link is at the bottom left. Red arrows point from text labels to the email field, the password field, and the "Proceed to Signing Page" button.

Registered Email Id

OTP

Proceed to e-Sign

Enter Email id and Password and authenticate via OTP for Login



View e-kyc (PDF)

The screenshot shows a web browser window with the URL <https://app.leegality.com/sign/ab998bfc-b801-4e7f-b2f5-0461e71f6184?source=api>. The page is divided into two main sections: 'Preview' and 'Sign'.

Preview Section: This section displays a PDF document titled 'Good Will Wealth Management KNOW YOUR CLIENT (KYC) APPLICATION FORM (FOR INDIVIDUALS ONLY)'. The document includes contact information for Good Will Wealth Management Pvt Ltd and a list of questions for the applicant to complete. A red double-headed arrow points from the 'Sign' section to the 'Preview' section, indicating the user can scroll to view the PDF.

Sign Section: This section contains a form for signing the document. It includes a 'Display Name*' field with the value 'Sasi', a 'Location (Optional)' field with the placeholder 'Enter your location', and a 'Sign' button. A '*Mandatory' label is positioned to the right of the form.

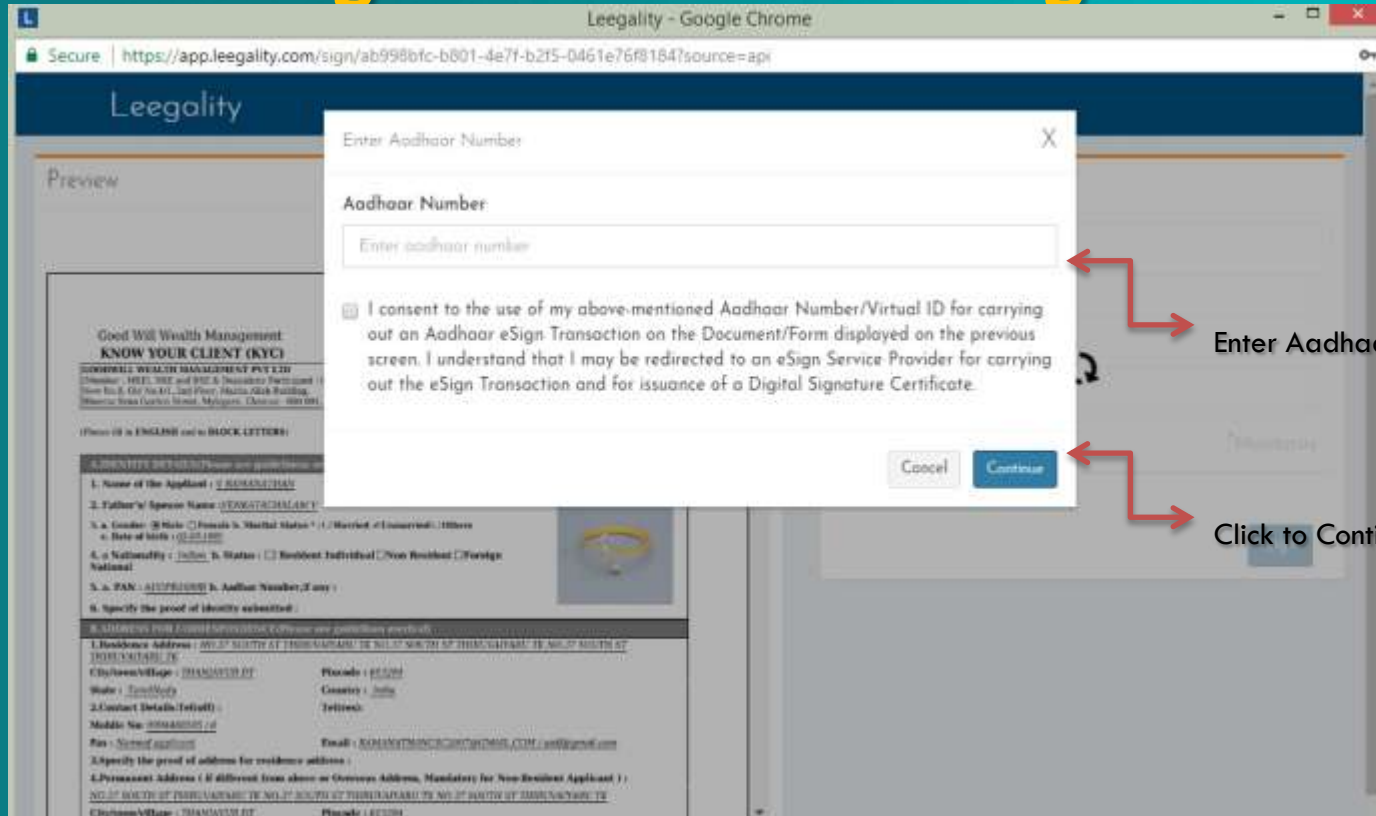
At the bottom of the page, there are links for 'View Supporting Documents' and 'Back to Dashboard'.

Scroll to View Pdf

SCROLL the pages to validate the Printed Data by the Client before signing the ekyc



Entering Aadhaar No to e-Sign



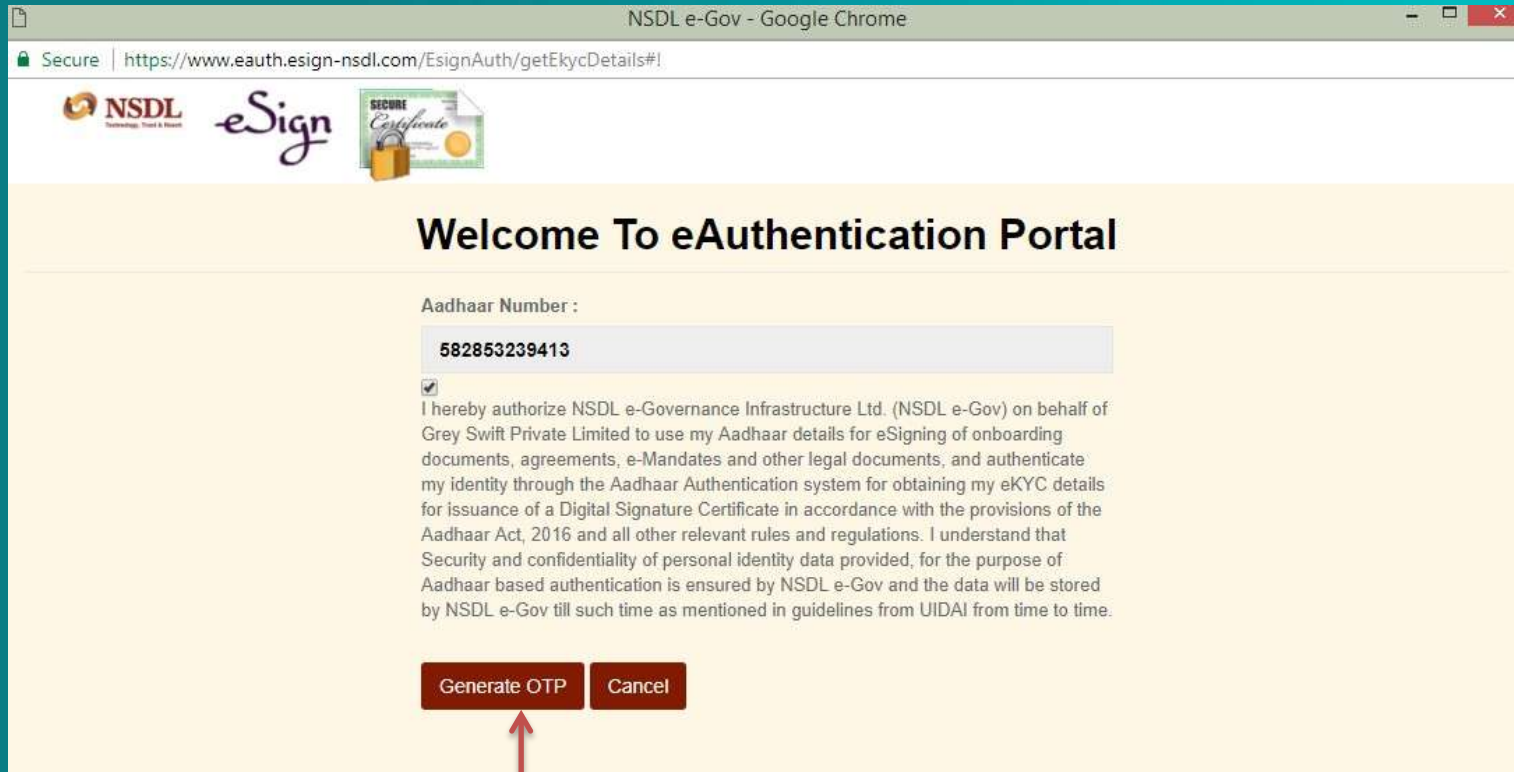
Enter Aadhaar Number

Click to Continue

e-Signing the kyc through AADHAAR based OTP . Which Confirms the Existence of the Client




Validation with Leegality (e-Sign Vendor) to Generate OTP



The screenshot shows a web browser window titled "NSDL e-Gov - Google Chrome" with the URL "https://www.eauth.esign-nsdl.com/EsignAuth/getEkycDetails#!". The page header includes the NSDL logo, the "eSign" logo, and a "SECURE Certificate" icon. The main heading is "Welcome To eAuthentication Portal". Below this, the "Aadhaar Number :" is displayed as "582853239413". A checkbox is checked, and the text reads: "I hereby authorize NSDL e-Governance Infrastructure Ltd. (NSDL e-Gov) on behalf of Grey Swift Private Limited to use my Aadhaar details for eSigning of onboarding documents, agreements, e-Mandates and other legal documents, and authenticate my identity through the Aadhaar Authentication system for obtaining my eKYC details for issuance of a Digital Signature Certificate in accordance with the provisions of the Aadhaar Act, 2016 and all other relevant rules and regulations. I understand that Security and confidentiality of personal identity data provided, for the purpose of Aadhaar based authentication is ensured by NSDL e-Gov and the data will be stored by NSDL e-Gov till such time as mentioned in guidelines from UIDAI from time to time." At the bottom, there are two buttons: "Generate OTP" and "Cancel". A red arrow points from the "Generate OTP" button to the text "Click to Generate OTP" at the bottom of the image.




Generate OTP Via Leegality (e-Sign Vendor)

Click to Generate OTP



OTP Generation

NSDL e-Gov - Google Chrome
Secure | https://www.eauth.esign-nsdl.com/EsignAuth/getElycDetails#!


Welcome To eAuthentication Portal

Aadhaar Number :

582853239413

I hereby authorize NSDL e-Governance Infrastructure Ltd. (NSDL e-Gov) on behalf of Grey Swift Private Limited to use my Aadhaar details for eSigning of onboarding documents, agreements, e-Mandates and other legal documents, and authenticate my identity through the Aadhaar Authentication system for obtaining my eKYC details for issuance of a Digital Signature Certificate in accordance with the provisions of the Aadhaar Act, 2016 and all other relevant rules and regulations. I understand that Security and confidentiality of personal identity data provided, for the purpose of Aadhaar based authentication is ensured by NSDL e-Gov and the data will be stored by NSDL e-Gov till such time as mentioned in guidelines from UIDAI from time to time.

OTP was sent to the mobile number and email ID registered with UIDAI and is valid for 30 minutes. If you have not received the OTP, click on 'Resend OTP' button after 60 secs to 'Regenerate OTP'.




Click Submit 

[Resend OTP](#)



OTP Authentication

NSDL e-Gov - Google Chrome
Secure | https://www.eauth.esign-nsdl.com/EsignAuth/getElycDetails#!


Welcome To eAuthentication Portal

Aadhaar Number :

582853239413

I hereby authorize NSDL e-Governance Infrastructure Ltd. (NSDL e-Gov) on behalf of Grey Swift Private Limited to use my Aadhaar details for eSigning of onboarding documents, agreements, e-Mandates and other legal documents, and authenticate my identity through the Aadhaar Authentication system for obtaining my eKYC details for issuance of a Digital Signature Certificate in accordance with the provisions of the Aadhaar Act, 2016 and all other relevant rules and regulations. I understand that Security and confidentiality of personal identity data provided, for the purpose of Aadhaar based authentication is ensured by NSDL e-Gov and the data will be stored by NSDL e-Gov till such time as mentioned in guidelines from UIDAI from time to time.

OTP was sent to the mobile number and email ID registered with UIDAI and is valid for 30 minutes. If you have not received the OTP, click on 'Resend OTP' button after 60 secs to 'Regenerate OTP'.


Click Submit 

[Resend OTP](#)



Authentication by Udai

Secure | <https://www.eauth.esign-nsdl.com/EsignAuth/getEkycDetails#/>



eSign



Welcome To eAuthentication Portal

Aadhaar Number :

582853209413

I hereby authorize NSDL e-Governance Infrastructure Ltd. (NSDL e-Gov) on behalf of Grey Swift Private Limited to use my Aadhaar details for eSigning of onboarding documents, agreements, e-Mandates, and other legal documents, and authenticate my identity through the Aadhaar Authentication system for obtaining my eKYC details for issuance of a Digital Signature Certificate in accordance with the provisions of the Aadhaar Act, 2016 and all other relevant rules and regulations. I understand that Security and confidentiality of personal identity data provided for the purpose of Aadhaar based authentication is ensured by NSDL e-Gov and the data will be stored by NSDL e-Gov till such time as mentioned in guidelines from UIDAI from time to time.

OTP was sent to the mobile number registered with UIDAI and is valid for 30 minutes. If you have not received the OTP, click on 'Resend OTP' button after 60-sec to 'Regenerate OTP'.



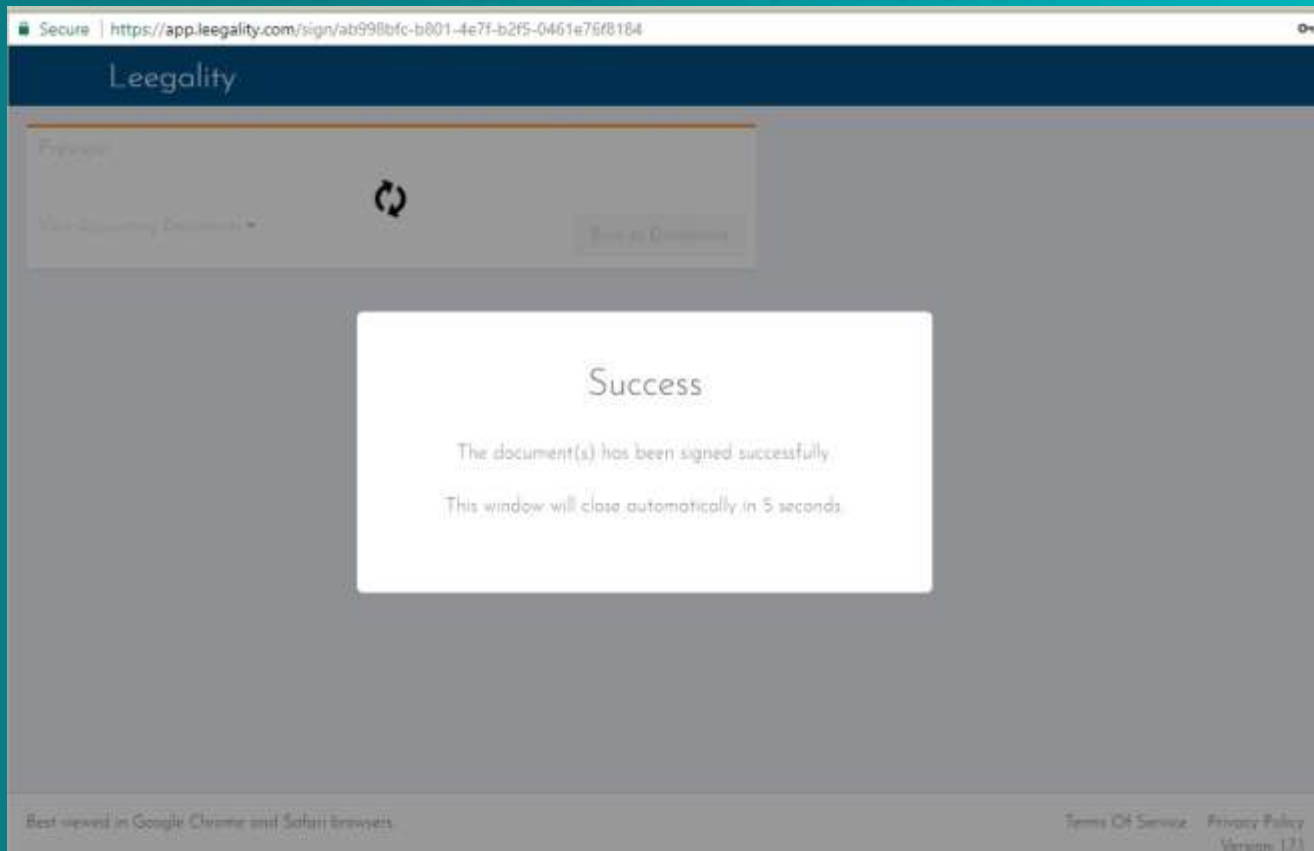
[Resend OTP](#)

Submit

Cancel




Success After OTP Validation



Secure | <https://app.leegality.com/sign/ab998bfc-b001-4e7f-b2f5-0461e75f8184>

Leegality

Previous

View Document(s)  [View as Document](#)

Success

The document(s) has been signed successfully.

This window will close automatically in 5 seconds.

Best viewed in Google Chrome and Safari browsers.

[Terms Of Service](#) [Privacy Policy](#)
Version: 1.31



In Person Verification

This is a custom startup screen
[click here to record](#)



KYC Application Success



1. After Successful IPV an copy of Signed e-KYC been sent to Clients Registered Email ID and Mobile Number
2. The Call Verifications are Done With Clients One more time to confirm to Send the Welcome Letter



THANK YOU

e-KYC
Version 1.0 Dated : July 18



GOODWILL

EQUITY | CURRENCY | COMMODITY